

Diversity data report 2016

Diversity data report 2016

Issued: June 2017 DES4905

The text of this work is licensed under the terms of the Creative Commons Attribution License which permits unrestricted use, provided the original author and source are credited.

The license is available at:

creativecommons.org/licenses/by/4.0

Images are not covered by this license.

This report can be viewed online at

royalsociety.org/diversity

Contents

Introduction	4
Data collection	4
The Fellowship	5
Committees	10
Research Fellowship Grants	12
Scientific Programmes in 2016	14
Public Engagement in 2016	18
Education in 2016	21

Introduction

This report covers a wide range of Society activities including election to the Fellowship, grant offers and a breakdown of attendees to Society meetings and events.

Data collection

Data are currently collected via a variety of methods, printed surveys at events, online surveys and as part of registration or application to a programme. These methods are being synchronised as we move forward. However in this report methods of describing categories can differ per section.

Disclosure

The contents of this report are based on data which are explicitly disclosed. Where possible, the number of those who have not completed a field is included in this report to provide a more accurate picture of the data. In some instances, particularly in relation to disability data, the data sets are too small and have been excluded from the report. New data collection methods make completion of the diversity form mandatory with an option to 'prefer not to say' for any of the answers.

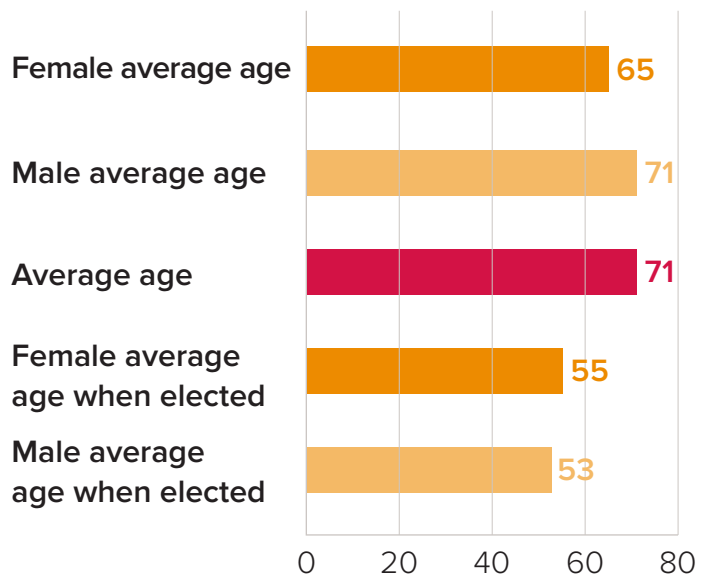
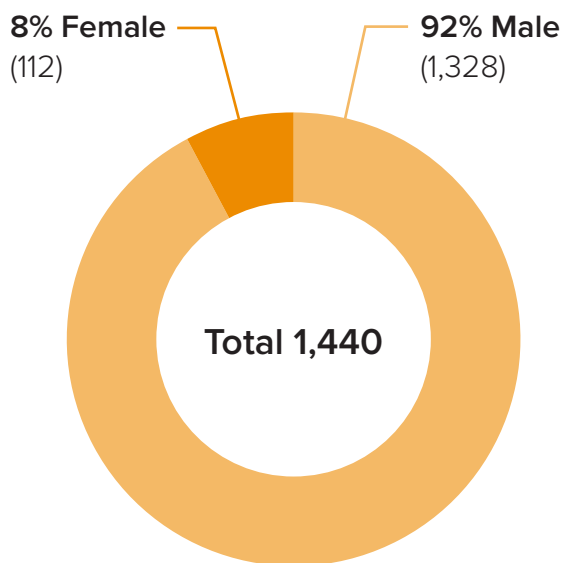
This report covers data for the calendar year 2016 unless otherwise specified.

The Fellowship

This section presents the data for the Fellowship as it stood on 24 February 2017.

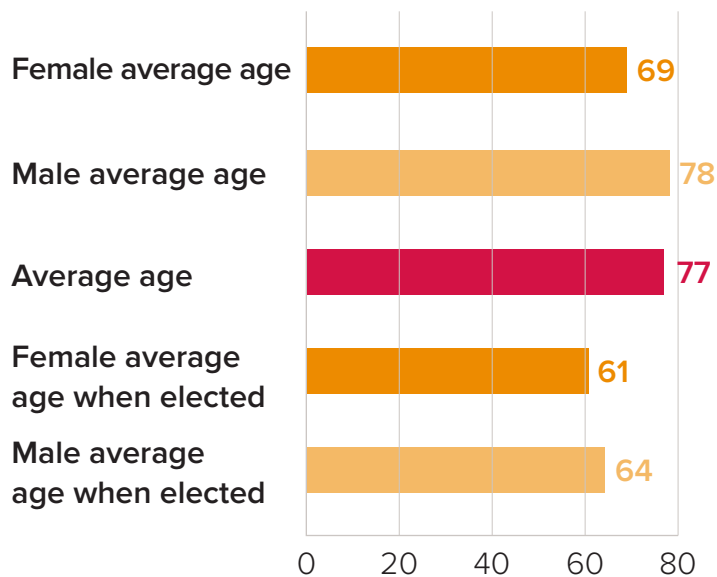
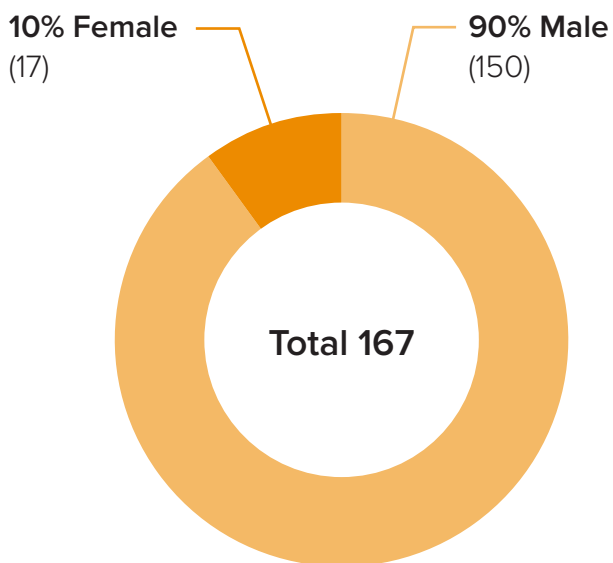
All Fellows

Key ■ % Female ■ % Male



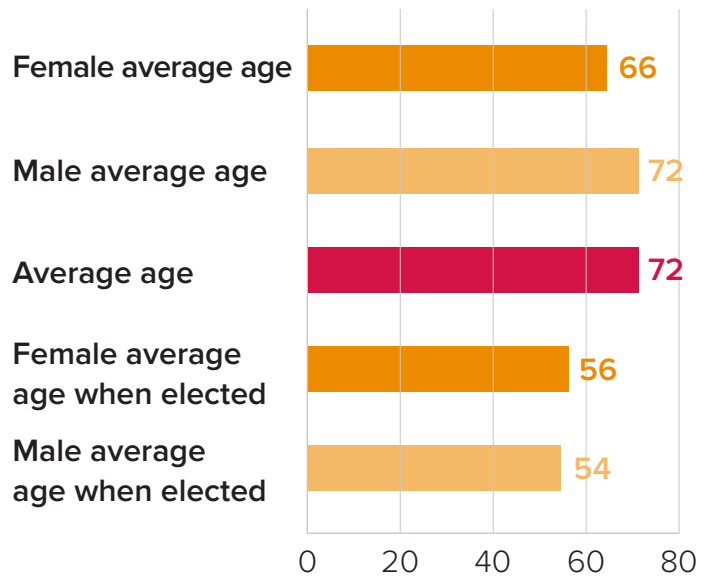
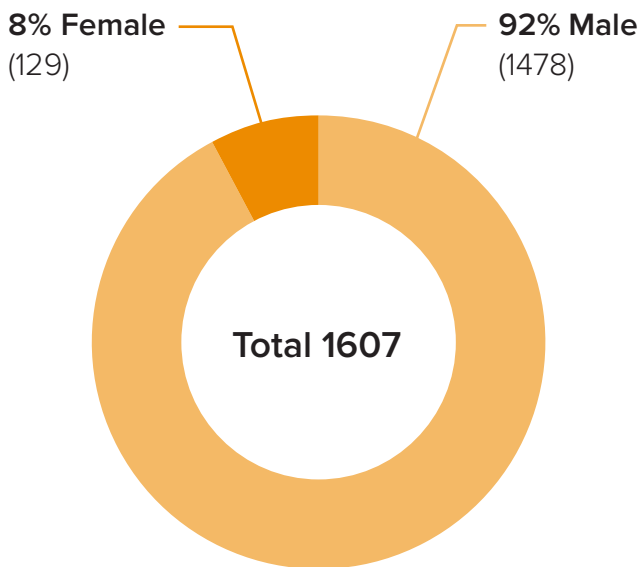
All Foreign Members

Key ■ % Female ■ % Male



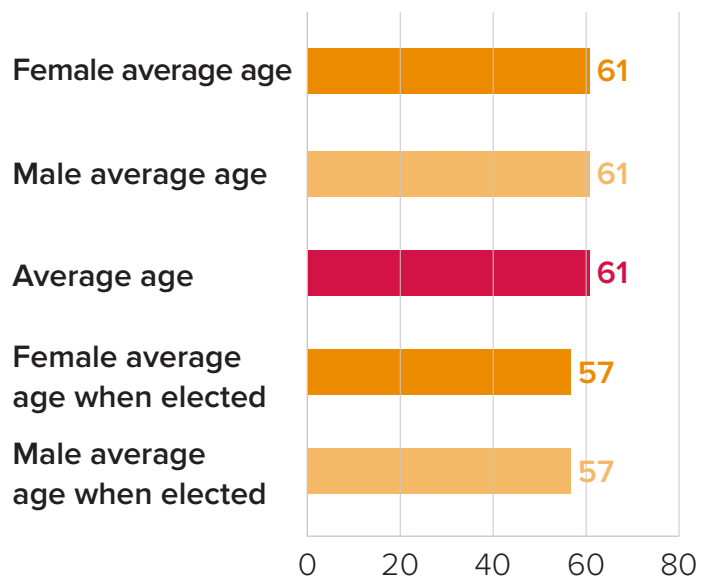
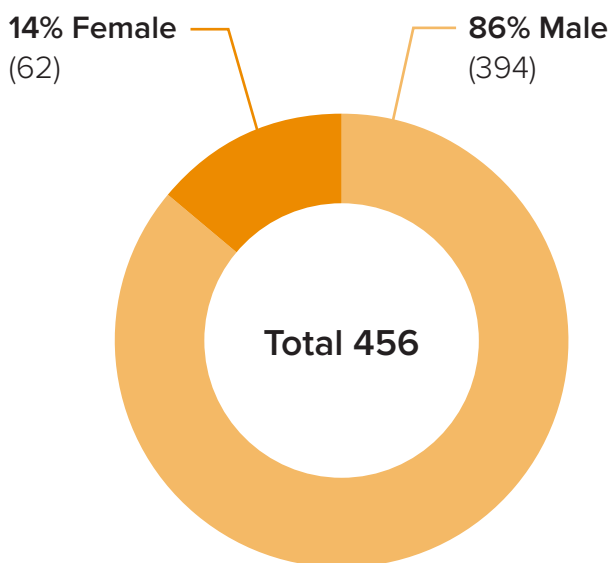
Total Fellows and Foreign Members

Key ■ % Female ■ % Male



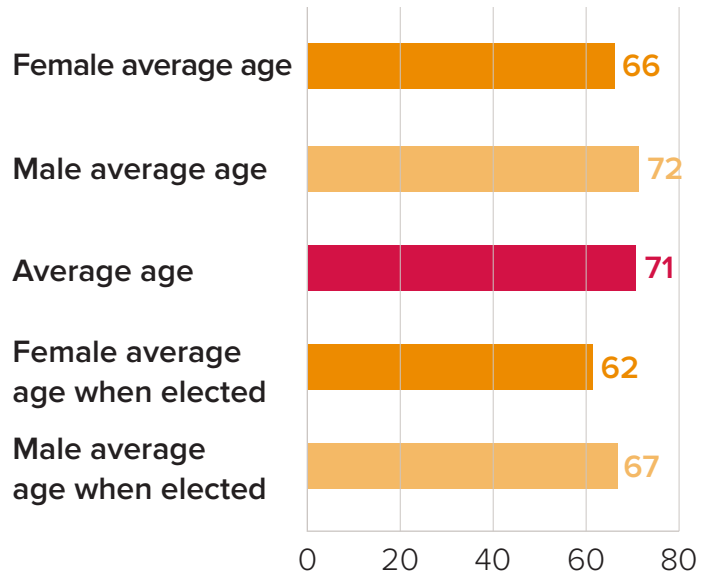
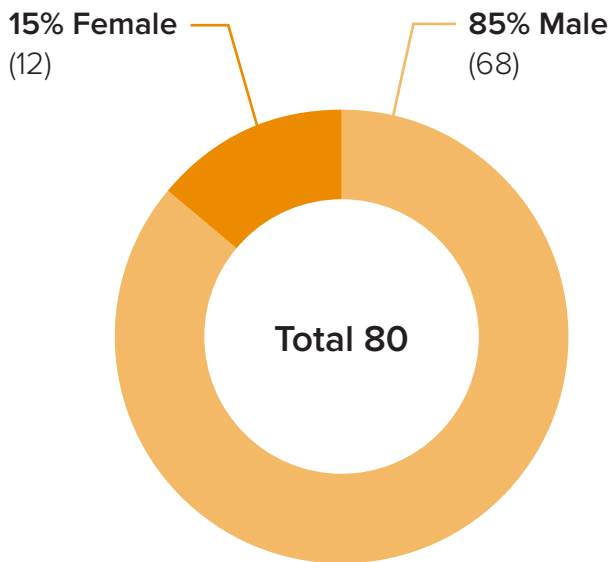
New Fellows (elected 2007 – 2016)

Key ■ % Female ■ % Male



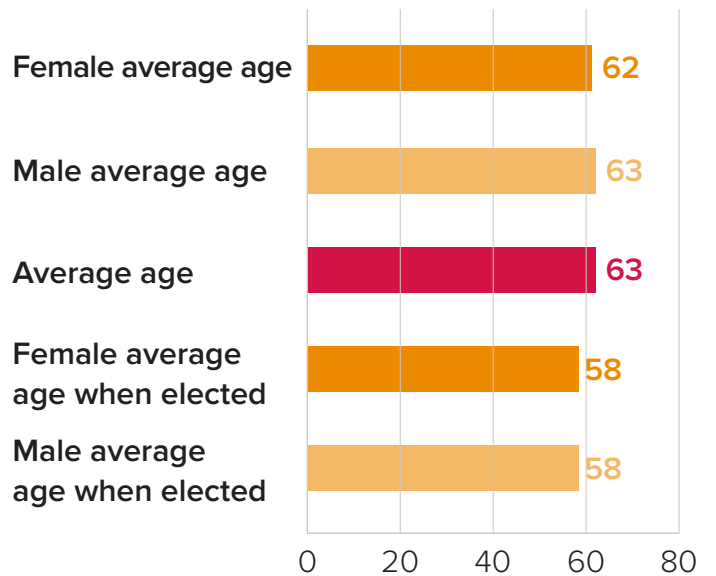
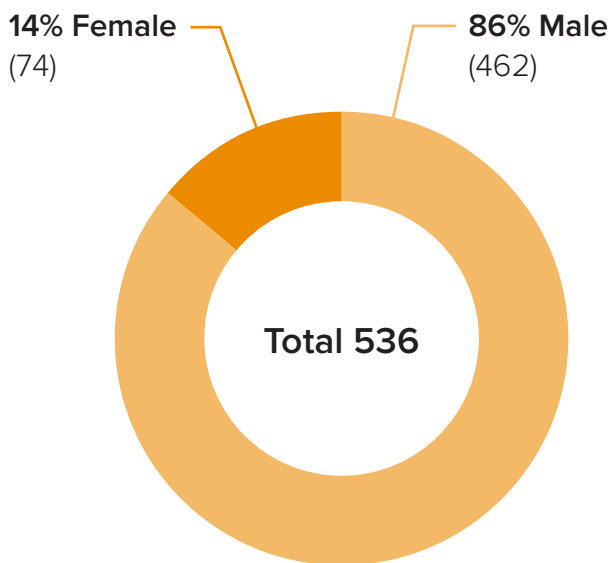
New Foreign Members (elected 2007 – 2016)

Key ■ % Female ■ % Male



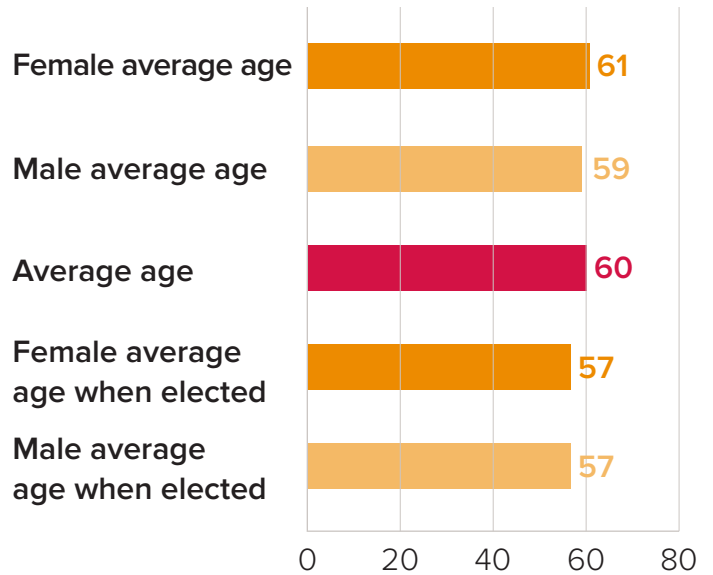
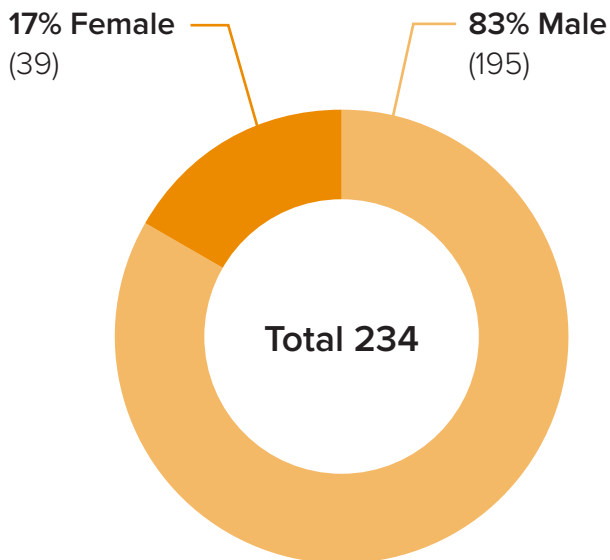
Total New Fellows and Foreign Members (elected 2007 – 2016)

Key ■ % Female ■ % Male



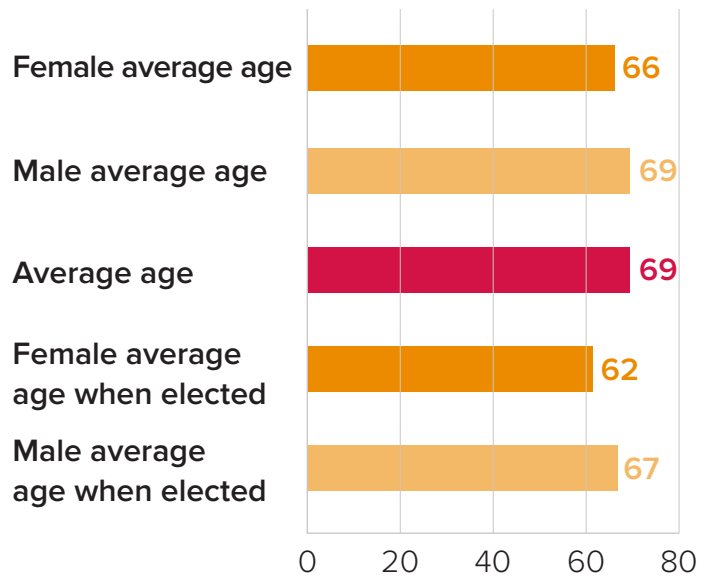
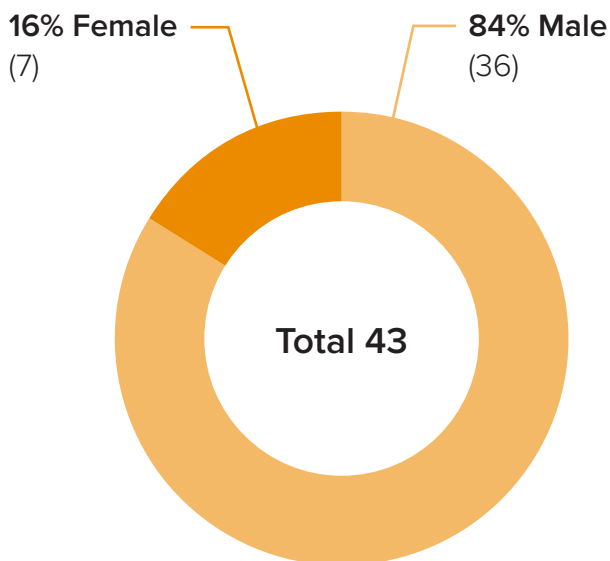
New Fellows (elected 2012 – 2016)

Key ■ % Female ■ % Male



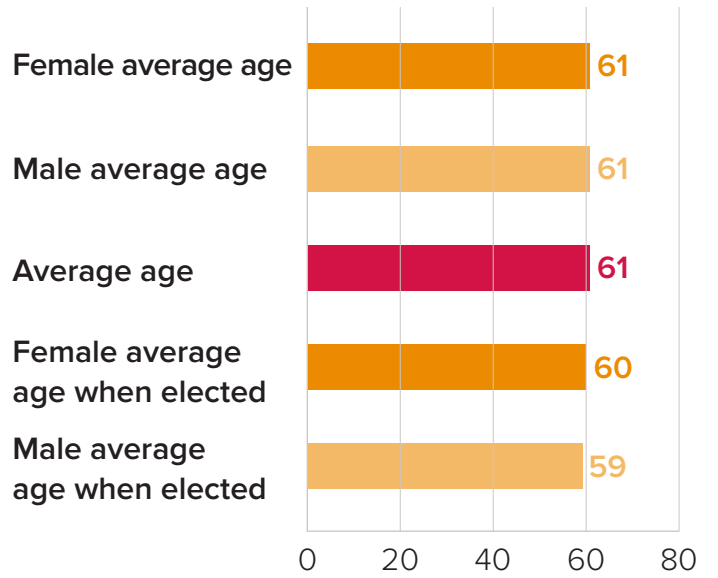
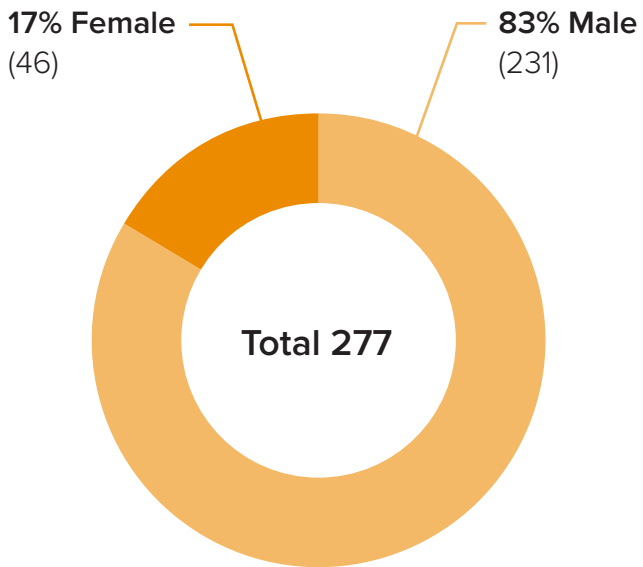
New Foreign Members (elected 2012 – 2016)

Key ■ % Female ■ % Male



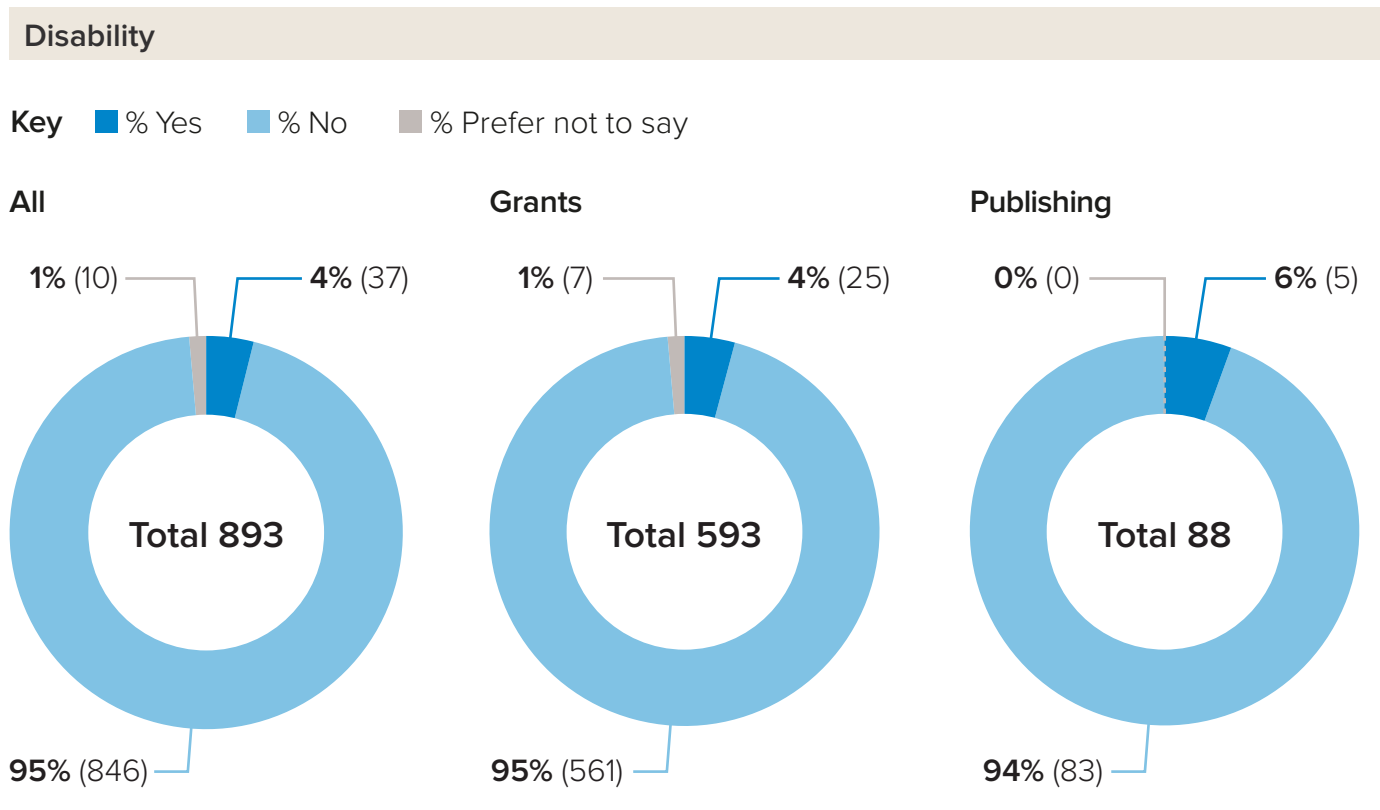
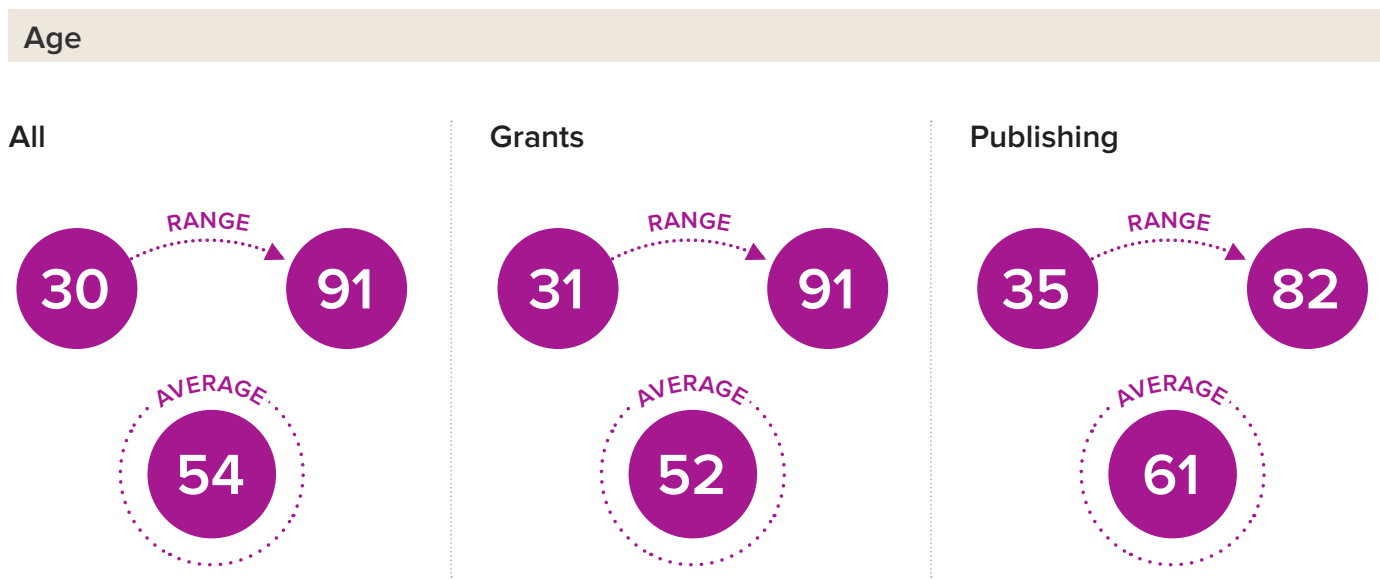
Total New Fellows and Foreign Members (elected 2012 – 2016)

Key ■ % Female ■ % Male



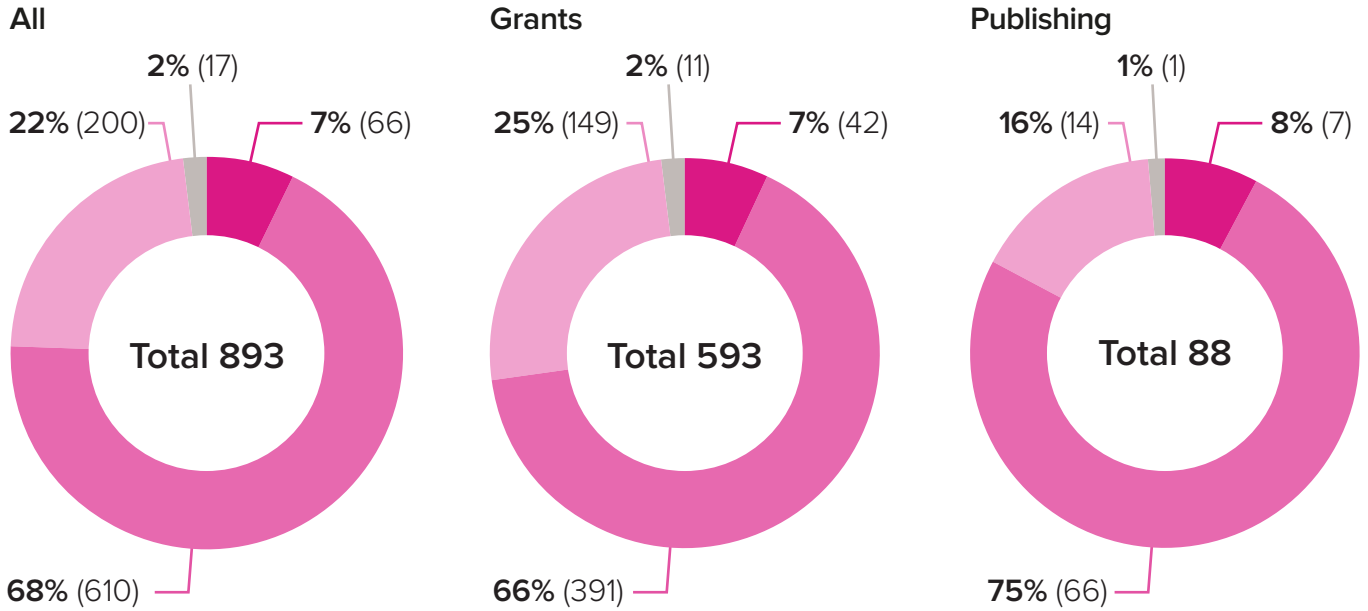
Committees

There are 1,093 committee members across 82 committees and panels. 457 of these members are Fellows of the Royal Society. 256 members sit on more than one committee. In March 2017, an invitation to an online diversity-monitoring questionnaire was sent to committee members to complete, 893 (82%) of the 1,093 committee members participated.



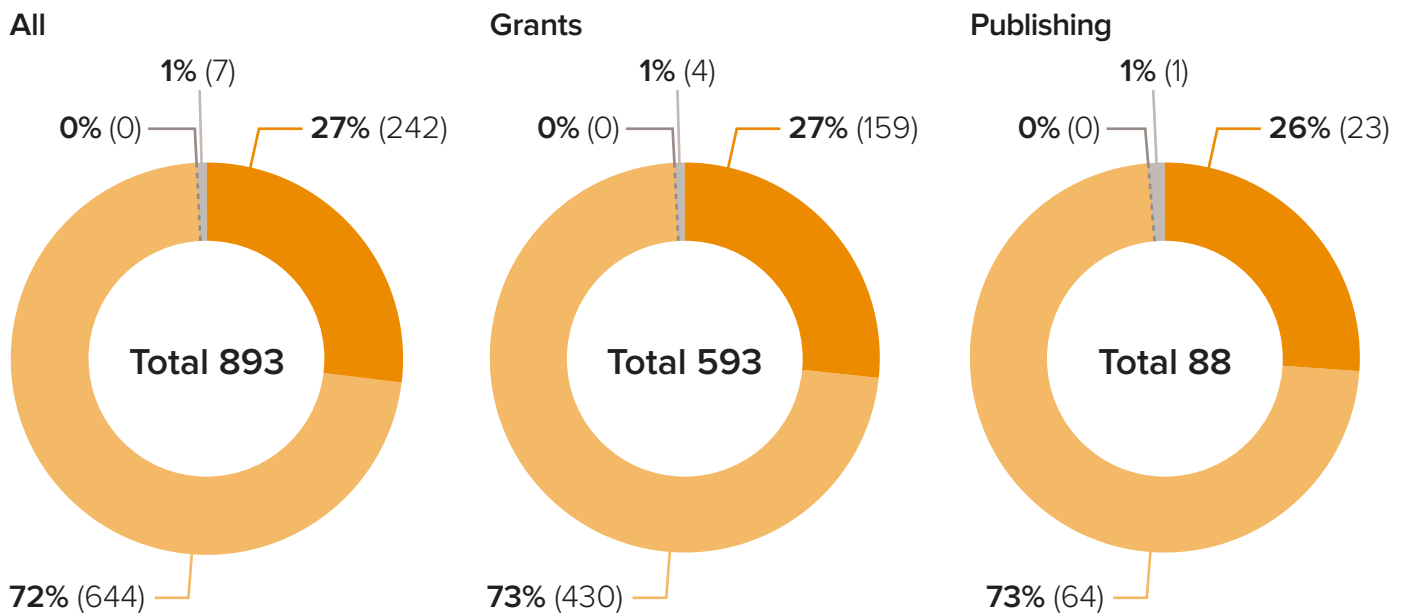
Ethnic origin

Key ■ % Black Minority Ethnic ■ % White British ■ % White Other ■ % Prefer not to say



Gender

Key ■ % Female ■ % Male ■ % Other ■ % Prefer not to say



Research Fellowship Grants

This section presents data for the largest grant schemes offered through the Society and covers 2016.

Percentage represented (only those who disclosed)							
	No disability	disability	BME	White	Female	Male	Total
Dorothy Hodgkin Fellowship offers	83.3%	16.7%	0%	100%	92.3%	7.7%	13
Dorothy Hodgkin Fellowship Applicants	92.7%	7.3%	21.4%	78.6%	79.8%	20.2%	99
Dorothy Hodgkin Fellowship Success rate							13.1%
Industry Fellowship offers	100%	0%	50%	50%	30%	70%	10
Industry Fellowship Applicants	97.9%	2.1%	17%	83%	12.8%	87.2%	47
Industry Fellowship Success rate							21.3%
Newton International Fellowship offers	96.7%	3.3%	59%	41%	37.7%	62.3%	63
Newton International Fellowship Applicants	99.1%	0.9%	59.1%	40.9%	29.6%	70.4%	572
Newton International Fellowship Success rate							11%

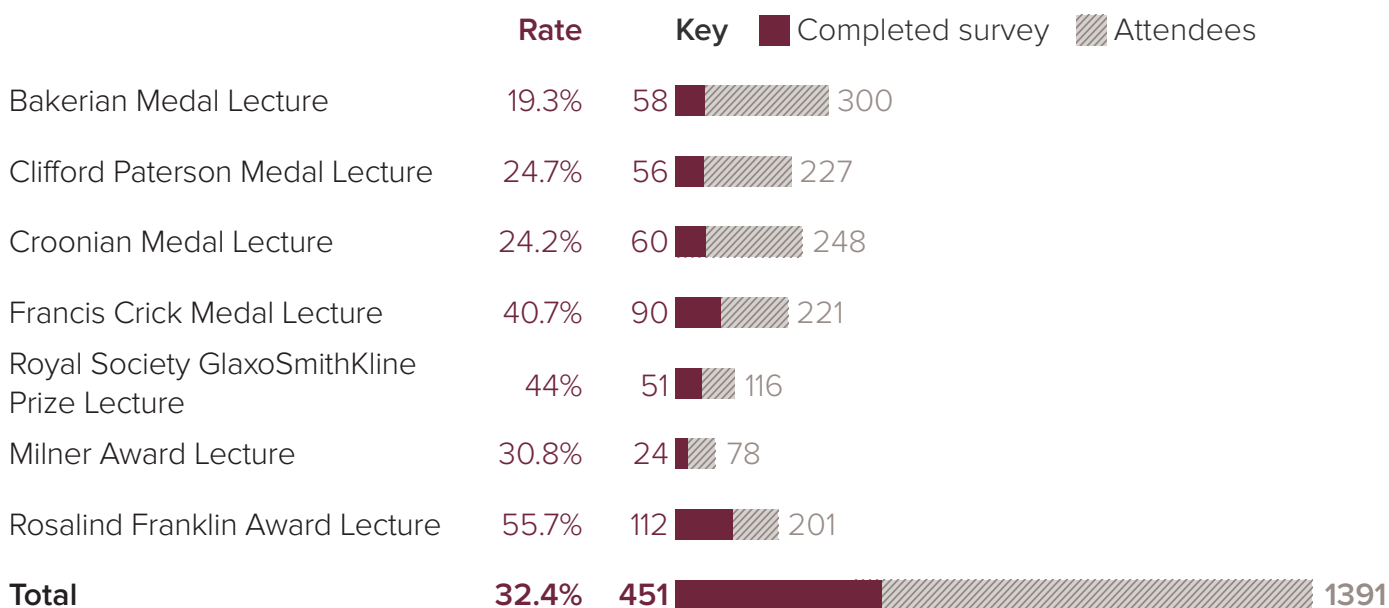
	No disability	disability	BME	White	Female	Male	Total
Sir Henry Dale Fellowship offers	100%	0%	25%	75%	32.4%	67.6%	37
Sir Henry Dale Fellowship Applicants	98.9%	1.1%	22.9%	77.1%	36.4%	63.6%	184
Sir Henry Dale Fellowship Success rate							20.1%
University Research Fellowship offers	100%	0%	4.8%	95.2%	23.8%	76.2%	44
University Research Fellowship Applicants	99.6%	0.4%	13.8%	86.2%	24.9%	75.1%	483
University Research Fellowship Success rate							9.1%
Wolfson Research Merit Award offers	100%	0%	15.6%	84.4%	18.8%	81.3%	36
Wolfson Research Merit Award Applicants	97.5%	2.5%	10%	90%	18.5%	81.5%	90
Wolfson Research Merit Award Success rate							40%

Scientific Programmes in 2016

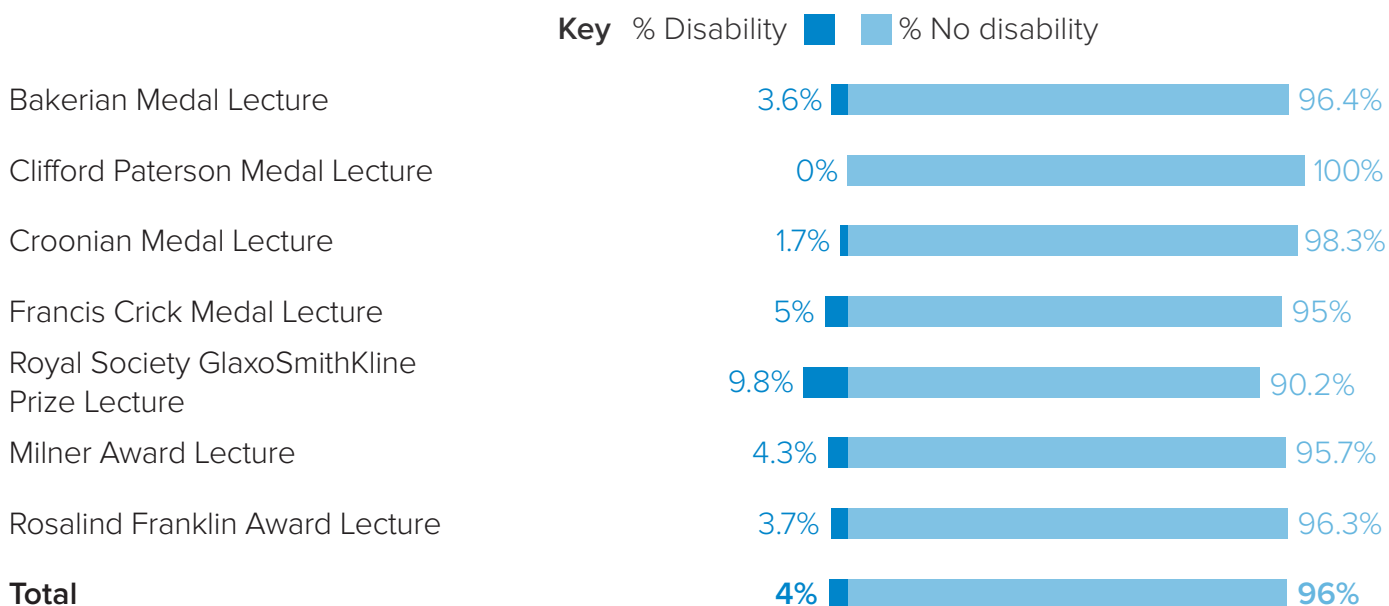
Prize Lectures

The Society surveyed the attendees of the Society's Prize Lecture series. The lectures form part of the Society's Awards programme of Medals and Awards presented each year. Data were collected by printed surveys at each event, prefer not to say not included.

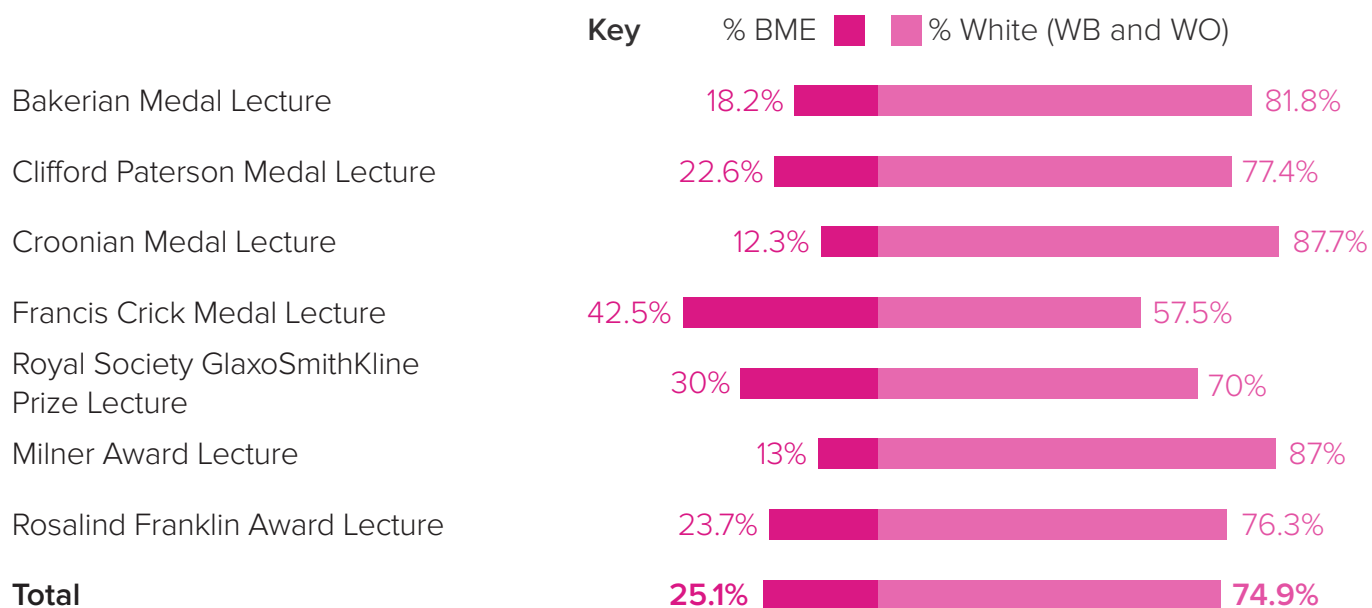
Survey completion rate



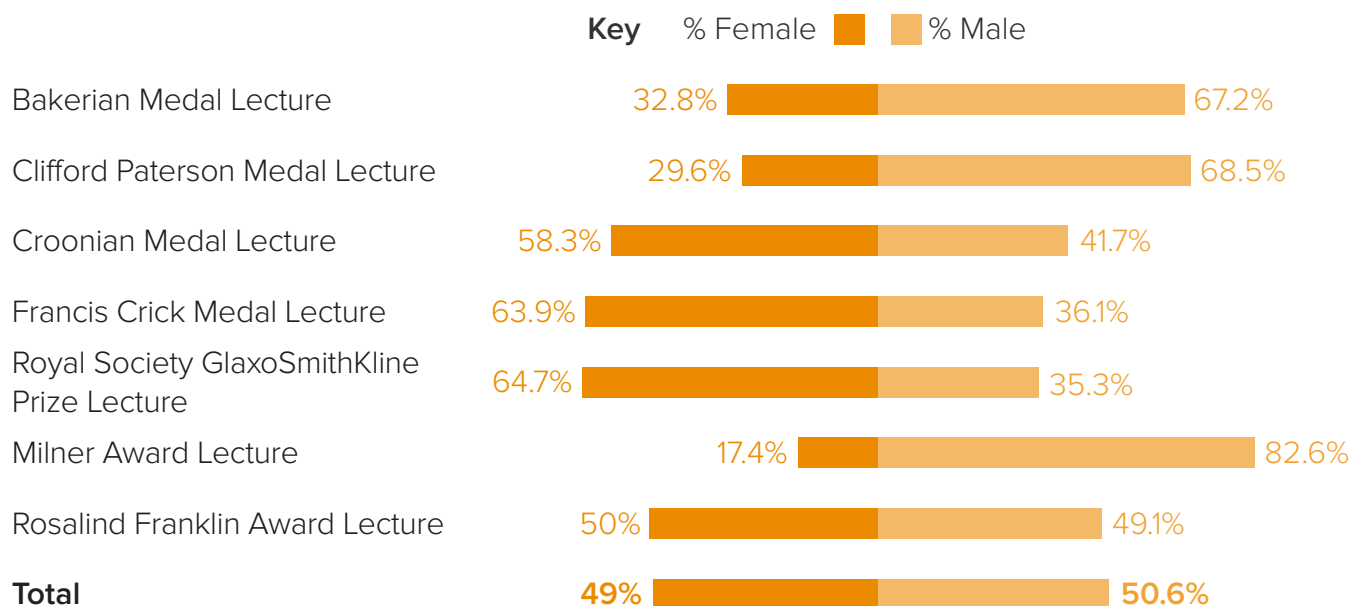
Disability



Ethnicity



Gender

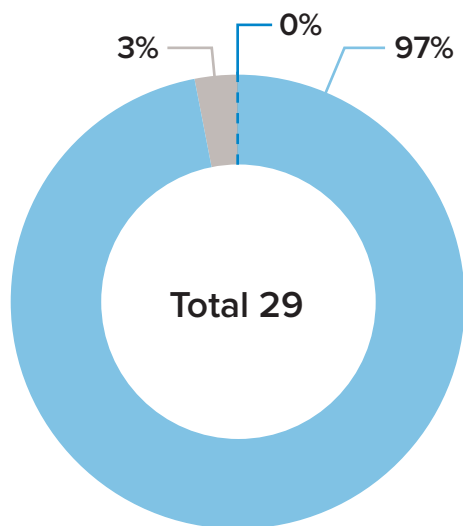


Scientific Meetings

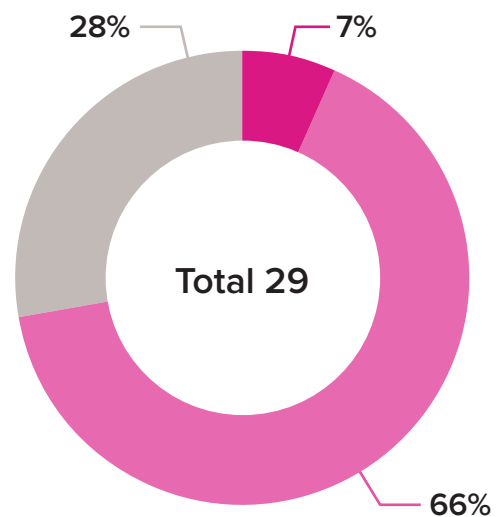
Each year the Society runs a programme of scientific meetings, the approval process for which is overseen by the Hooke Committee. These meetings are held at the Royal Society, London and the Royal Society at Chicheley Hall, Buckinghamshire. Following each meeting the scientific organisers, chairs and speakers are asked to complete an electronic survey, which includes a diversity monitoring questionnaire. The below reports on those scientific organisers, speakers and chairs who completed the electronic survey.

Organisers

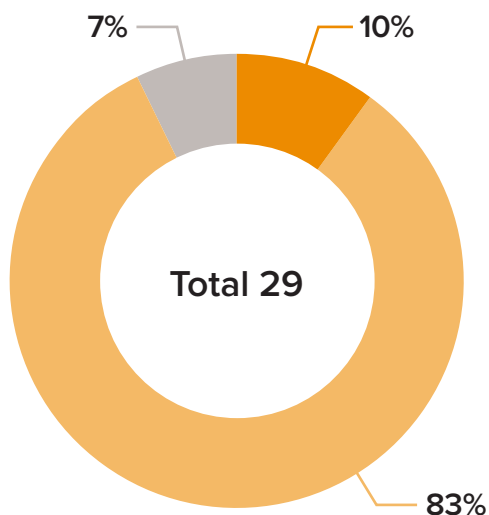
Key ■ % Disability ■ % No disability
■ % Prefer not to say



Key ■ % Black Minority Ethnic ■ % White
■ % Prefer not to say

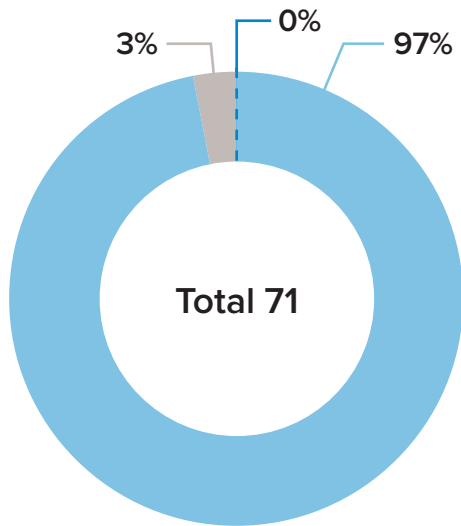


Key ■ % Female ■ % Male
■ % Prefer not to say

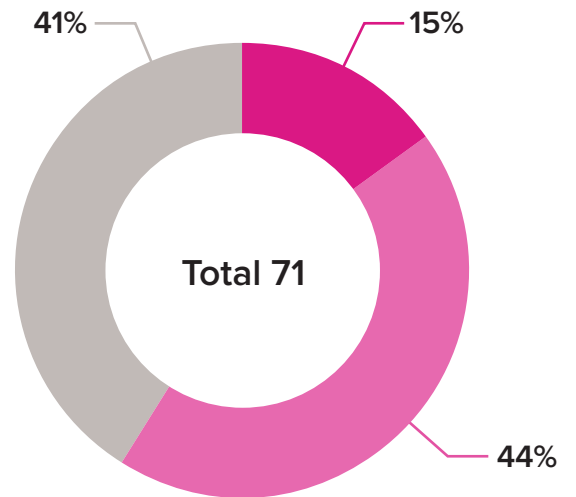


Speakers

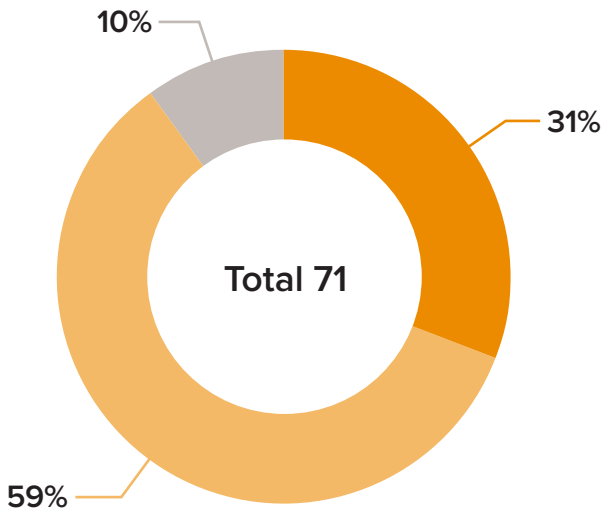
Key ■ % Disability ■ % No disability
■ % Prefer not to say



Key ■ % Black Minority Ethnic ■ % White
■ % Prefer not to say



Key ■ % Female ■ % Male
■ % Prefer not to say



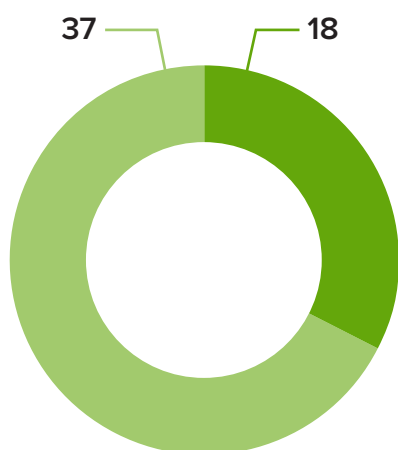
Public Engagement in 2016

Our public programme aims to inspire the nation about science. We organise events at our London premises and across the country to give the public the opportunity to hear from and engage with scientists. Topics span novel research and technology, emerging policy areas and the history of science. We hold the Summer Science Exhibition (SSE) our flagship public engagement event in the first week of July each year. As well as events, we also encourage Royal Society funded scientists to involve the public in their work, through training, advice and support.

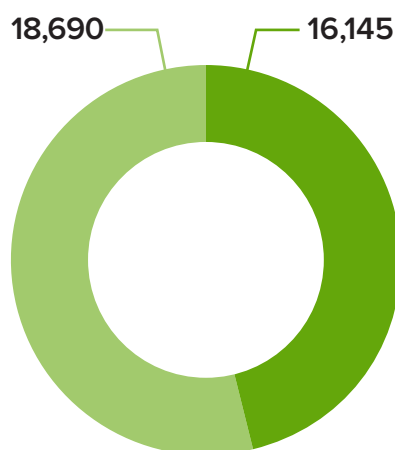
Location

Key ■ London ■ Outside London

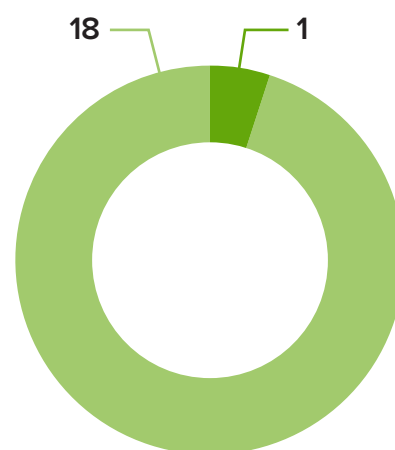
Regional breakdown



Number of people



Events with a fee

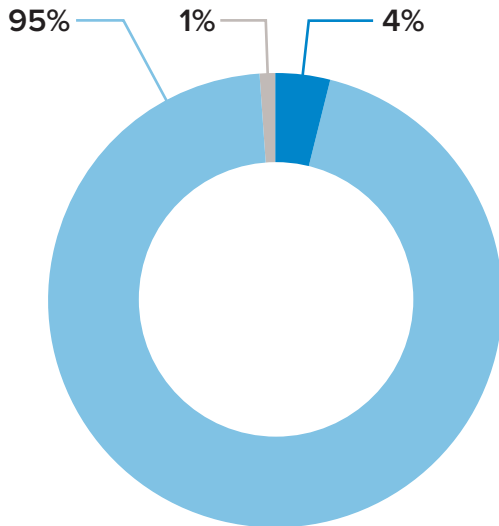


Disability

Key ■ % Yes ■ % No ■ % Unknown

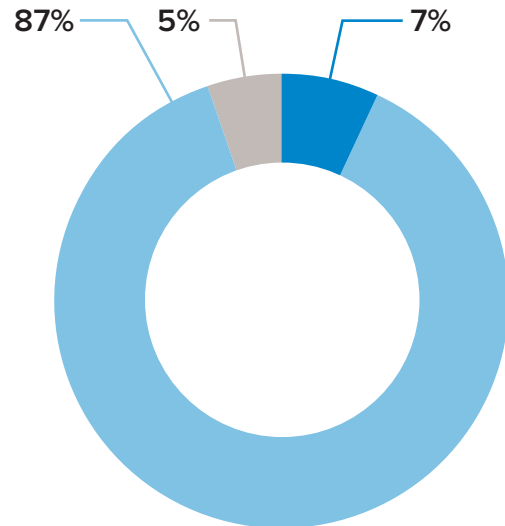
SSE general

Total attendees **10,413**
Completed survey **335 (3%)**



Other events

Total attendees **21,725**
Completed survey **835 (4%)**

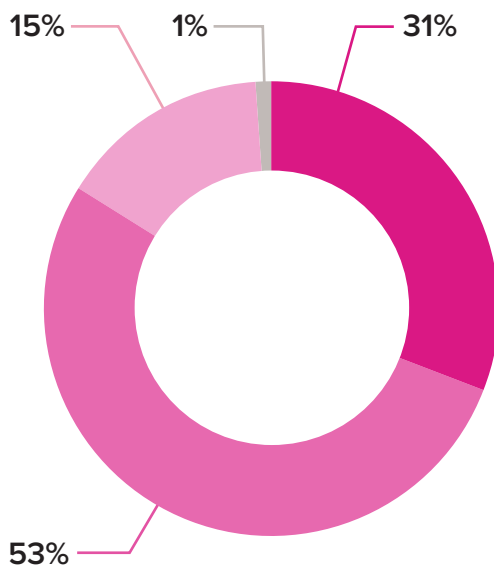


Ethnicity

Key ■ % Black Minority Ethnic ■ % White British ■ % White Other ■ % Unknown

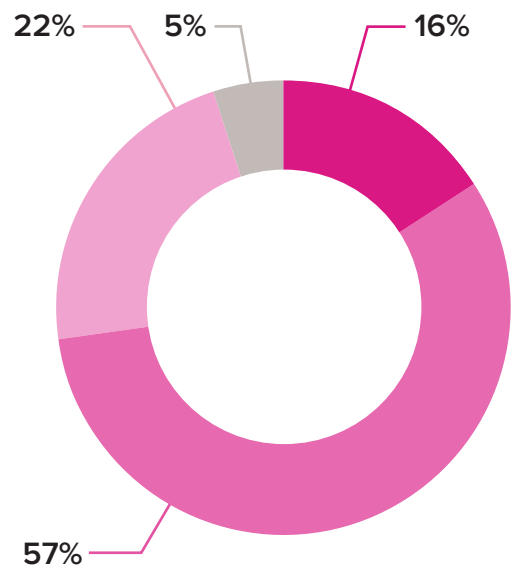
SSE general

Total attendees **10,413**
Completed survey **335 (3%)**



Other events

Total attendees **21,725**
Completed survey **835 (4%)**

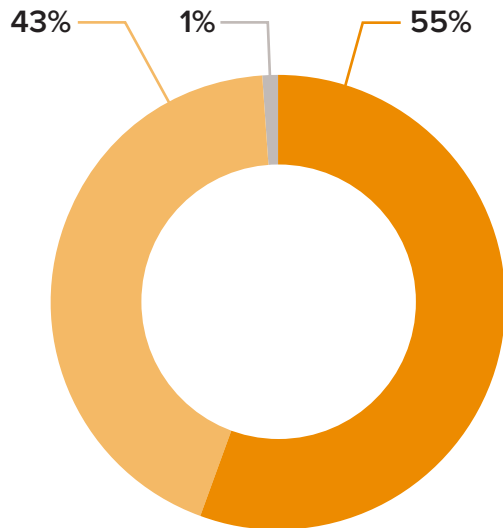


Gender

Key ■ % Female ■ % Male ■ % Unknown

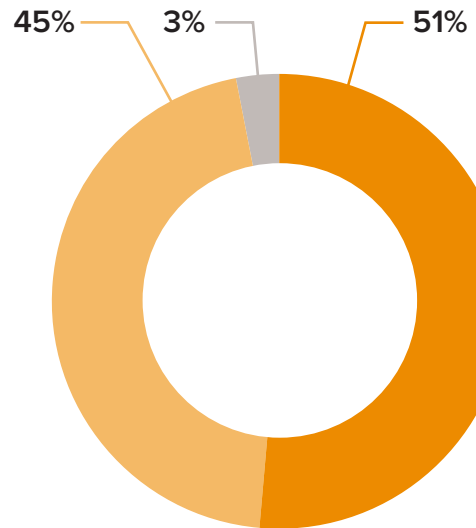
SSE general

Total attendees **10,413**
Completed survey **335 (3%)**



Other events

Total attendees **21,725**
Completed survey **835 (4%)**



For events that took place at non-Royal Society venues collecting demographic data is restricted by the location. Therefore, in these cases there are no demographic data available.

Education in 2016

Partnership Grants (PG), Associate Schools and Colleges (ASC), Science on Stage (SoS) and the Summer Science Exhibition (SSE) in 2016

Our Partnership Grants scheme provides grants of up to £3,000 for science, engineering or mathematics projects run in partnership with a STEM professional. The Associate Schools and Colleges scheme is a network of teachers who share their experience and work with us in order to help promote excellence in science and mathematics teaching, gaining access to the Society's resources and expertise. The Royal Society is secretariat for Science on Stage UK, providing access to a European platform for science teachers at primary and secondary level to share best practice teaching concepts and ideas.

Percentage of schools where over 18% of students are on free school meals

Key ■ PG ■ ASC ■ SoS ■ SSE

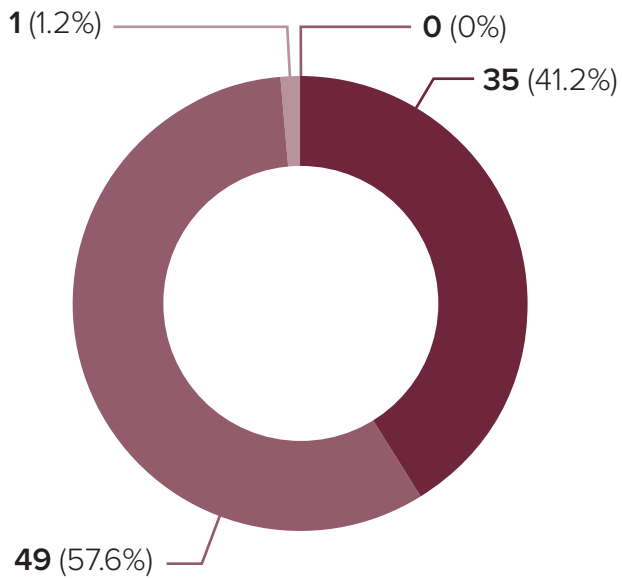


Percentage of free school meals is sometimes used as a proxy measure for widening participation, the UK average is 18%.

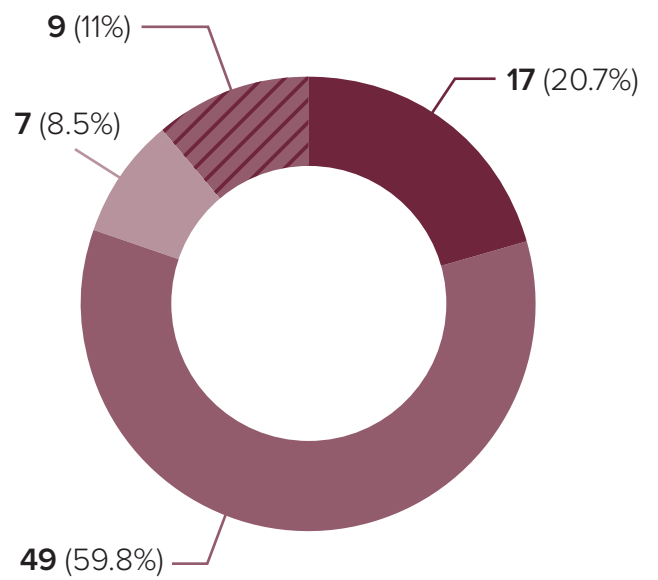
School type

Key ■ Primary ■ Secondary ■ Further Education ■ Primary / Secondary

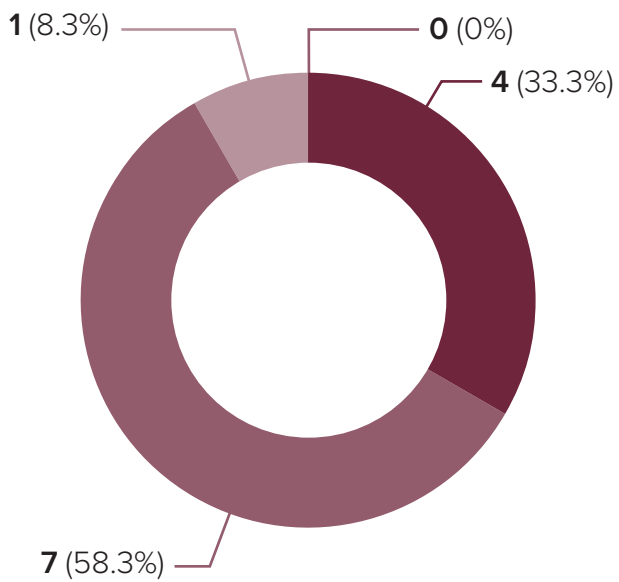
Partnership Grants



Associate Schools and Colleges



Science on Stage



Regions

Regions	PG		ASC	
	Quantity	%	Quantity	%
East Midlands	6	7.1%	3	3.7%
East of England	11	12.9%	4	4.9%
London	9	10.6%	20	24.4%
North East	5	5.9%	2	2.4%
North West	7	8.2%	6	7.3%
Northern Ireland	1	1.2%	2	2.4%
Scotland	10	11.8%	5	6.1%
South East	16	18.8%	16	19.5%
South West	9	10.6%	9	11%
Wales	3	3.5%	5	6.1%
West Midlands	7	8.2%	5	6.1%
Yorkshire and the Humber	1	1.2%	5	6.1%

Regions	SoS		SSE	
	Quantity	%	Quantity	%
East Midlands	1	8.3%	7	5%
East of England	0	0%	17	12.2%
London	1	8.3%	69	49.6%
North East	0	0%	1	0.7%
North West	2	16.7%	3	2.2%
Northern Ireland	2	16.7%	0	0%
Scotland	2	16.7%	0	0%
South East	1	8.3%	27	19.4%
South West	1	8.3%	7	5%
Wales	1	8.3%	2	1.4%
West Midlands	0	0%	3	2.2%
Yorkshire and the Humber	1	8.3%	3	2.2%

Types of Establishment

Establishment	PG		ASC	
	Quantity	%	Quantity	%
Academy converter	18	21.2%	19	23.2%
Academy sponsor led	9	10.6%	3	3.7%
Community school	21	24.7%	18	22%
Comprehensive school	1	1.2%	0	0%
Foundation school	5	5.9%	4	4.9%
Free Schools	3	3.5%	3	3.7%
Further education	1	1.2%	4	4.9%
Independent school	0	0%	1	1.2%
Northern Ireland establishment	0	0%	2	2.4%
Other independent school	2	2.4%	10	12.2%
Pupil Referral Unit	0	0%	0	0%
Studio schools	2	2.4%	0	0%
University Technical College	0	0%	1	1.2%
Unknown	11	12.9%	6	7.3%
Voluntary aided school	9	10.6%	7	8.5%
Voluntary controlled	1	1.2%	0	0%
Welsh establishment	2	2.4%	4	4.9%

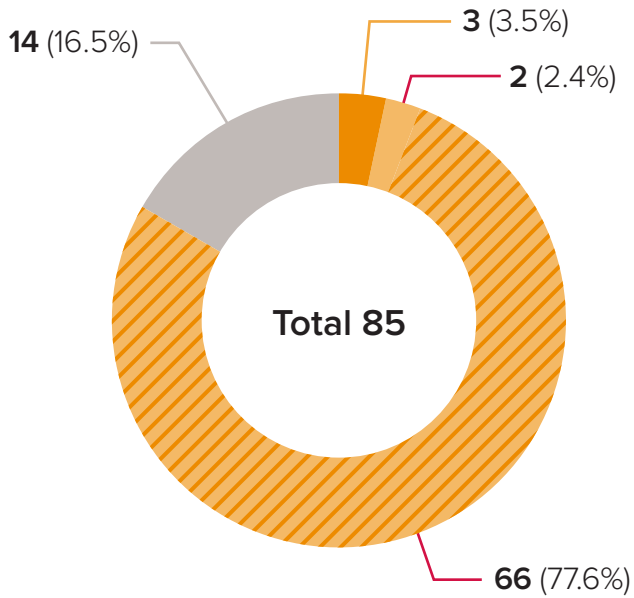
Types of Establishment

Establishment	SoS		SSE	
	Quantity	%	Quantity	%
Academy converter	3	25%	48	34.5%
Academy sponsor led	0	0%	12	8.6%
Community school	2	16.7%	19	13.7%
Comprehensive school	0	0%	0	0%
Foundation school	0	0%	5	3.6%
Free Schools	0	0%	3	2.2%
Further education	0	0%	5	3.6%
Independent school	0	0%	5	3.6%
Northern Ireland establishment	0	0%	0	0%
Other independent school	1	8.3%	30	21.6%
Pupil Referral Unit	0	0%	1	0.7%
Studio schools	0	0%	0	0%
University Technical College	1	8.3%	0	0%
Unknown	5	41.7%	1	0.7%
Voluntary aided school	0	0%	7	5%
Voluntary controlled	0	0%	1	0.7%
Welsh establishment	0	0%	2	1.4%

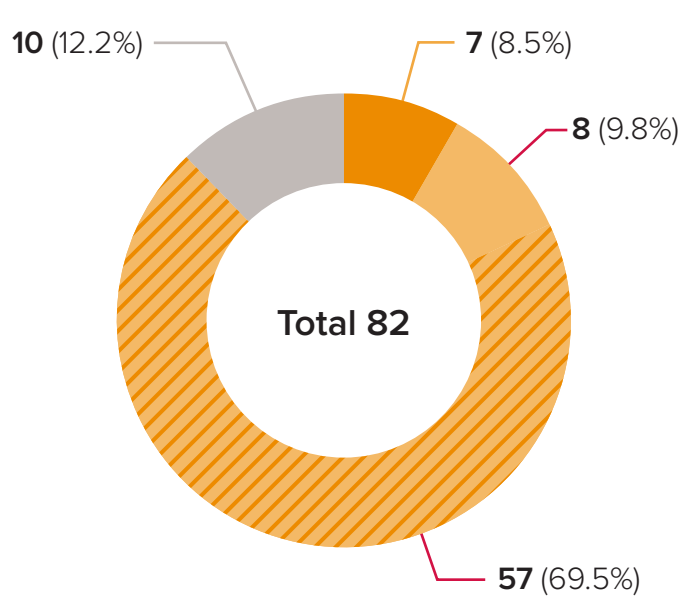
Gender

Key ■ Girls ■ Boys ▨ Mixed ■ Unknown

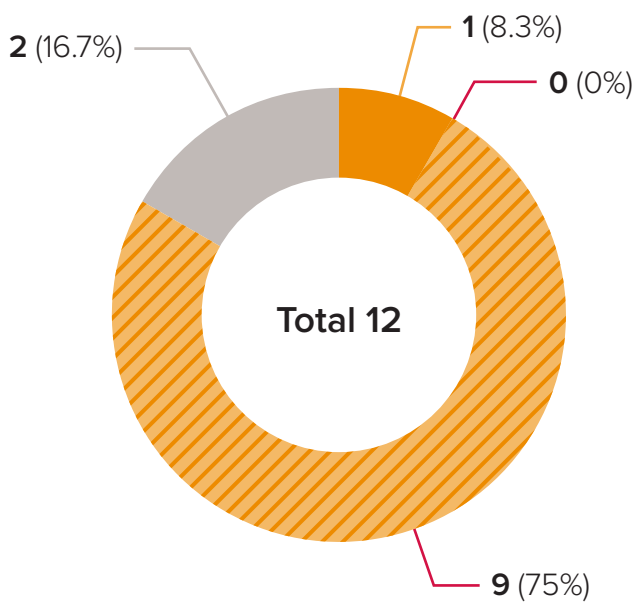
Partnership Grants



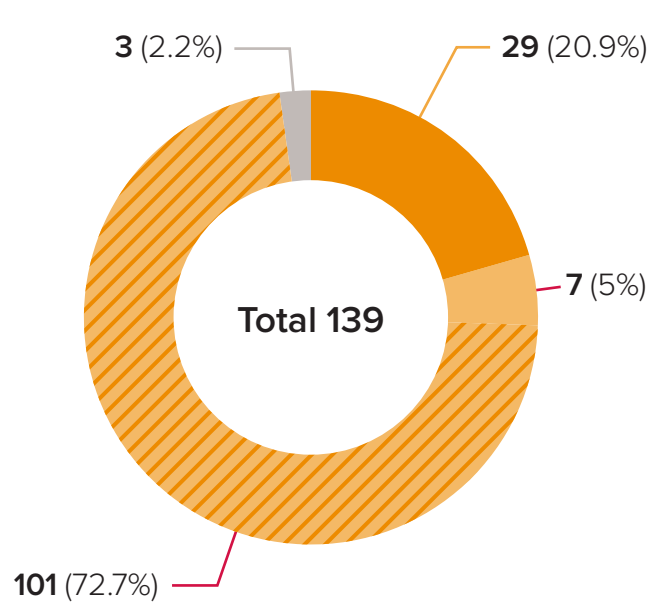
Associate Schools and Colleges



Science on Stage



SSE





The Royal Society is a self-governing Fellowship of many of the world's most distinguished scientists drawn from all areas of science, engineering, and medicine. The Society's fundamental purpose, as it has been since its foundation in 1660, is to recognise, promote, and support excellence in science and to encourage the development and use of science for the benefit of humanity.

The Society's strategic priorities emphasise its commitment to the highest quality science, to curiosity-driven research, and to the development and use of science for the benefit of society.

These priorities are:

- Promoting excellence in science
- Supporting international collaboration
- Demonstrating the importance of science to everyone

For further information

Diversity in science
The Royal Society
6 – 9 Carlton House Terrace
London SW1Y 5AG

T +44 20 7451 2500

E diversity@royalsociety.org

W royalsociety.org/diversity

Registered Charity No 207043

DES4905 June 2017